


Accurate Environment Monitoring cascading sensors EMD




Full Color Range



High Outlet flexibility and alternating phase



RCM Residual Current Monitoring Option



OLED display



Hydraulic-magnetic Circuit Breakers monitoring




kWh Metering Accuracy +/-1%



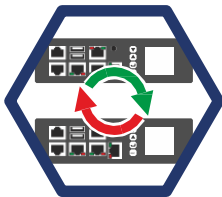
Secure Locking Outlets



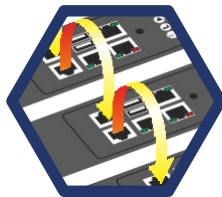
Patented standard C14 plug locking mechanism



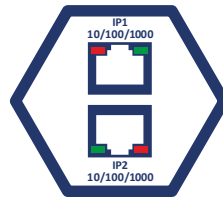
Energy Efficient Latching Relays



Field-Replaceable Controller



PDU Cascading Option



Redundant Network Connections

Mechanical features

Ultra light aluminium profile Full adjustable mounting options
Low profile hydraulic magnetic breakers 10KA Icn
C13/C19 combination socket lockable

Inlet Energy Metering

PDU input energy metering kWh
PDU input power measurements (WVA, VAR)
PDU input (A, V, PF, HZ) measurements Circuit breaker monitoring
Residual current monitoring (optional)
3 phase balance indicator

Outlet Control

Remote On/Off by individual outlet or groups
Power On/Off delay
Sequential startup
User level security assignable
Individual LED x outlet status indicator

Voltage and current	No. of IEX OUTLETS	Item code
230V 16A 1 phase	18	IEXPOS501816AV
	24	IEXPOS502416AV
	30	IEXPOS503016AV
	36	IEXPOS503616AV
	42	IEXPOS504216AV

230V 32A 1 phase	12	IEXCBPOS601232AH
	18	IEXCBPOS501832AV
	24	IEXCBPOS502432AV
	36	IEXCBPOS503632AV
	48	IEXCBPOS504832AV

380 - 415V 16A 3 phase	18	IEXPOS501816A3PV
	24	IEXPOS502416A3PV
	36	IEXPOS503616A3PV
	42	IEXPOS504216A3PV

380 - 415V 32A 3 phase	18	IEXCBPOS501832A3PV
	24	IEXCBPOS502432A3PV
	36	IEXCBPOS503632A3PV
	42	IEXCBPOS504232A3PV