


Accurate Environment Monitoring cascading sensors EMD




Full Color Range



High Outlet flexibility and alternating phase



RCM Residual Current Monitoring Option



OLED display



Hydraulic-magnetic Circuit Breakers monitoring




kWh Metering Accuracy



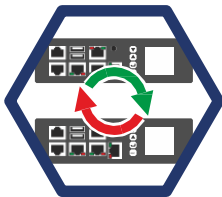
Secure Locking Outlets



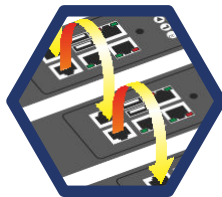
Patented standard C14 plug locking mechanism



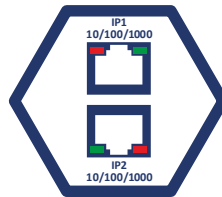
Energy Efficient Latching Relays



Field-Replaceable Controller



PDU Cascading Option



Redundant Network Connections

Mechanical features

Ultra light aluminium profile Full adjustable mounting options
Low profile hydraulic magnetic breakers 10KA 1cn
C13/C19 combination socket lockable

Inlet Energy Metering

PDU input energy metering kWh
PDU input power measurements (WVA, VAR)
PDU input (A, V, PF, HZ) measurements Circuit breaker monitoring
Residual current monitoring (optional)
3 phase balance indicator

Security Management

Memorylogs for historical data and graphics
User and alarms thresholds customizable

Voltage and current	No. of IEX OUTLETS	Item code
230V 16A 1 phase	18	IEXPIM501816AV
	24	IEXPIM502416AV
	30	IEXPIM503016AV
	36	IEXPIM503616AV
	42	IEXPIM504216AV

230V 32A 1 phase	12	IEXCBPIM601232AH
	18	IEXCBPIM501832AV
	24	IEXCBPIM502432AV
	36	IEXCBPIM503632AV
	48	IEXCBPIM504832AV

380 - 415V 16A 3 phase	18	IEXPIM501816A3PV
	24	IEXPIM502416A3PV
	36	IEXPIM503616A3PV
	42	IEXPIM504216A3PV

380 - 415V 32A 3 phase	18	IEXCBPIM501832A3PV
	24	IEXCBPIM502432A3PV
	36	IEXCBPIM503632A3PV
	42	IEXCBPIM504232A3PV